







Submittal Data:		18,000 BTU/H Wall Mounted Heat- Pump System	
Job Name		Location	Date
Purchaser		Engineer	
Submitted To		For	<input type="checkbox"/> Reference <input type="checkbox"/> Approval <input type="checkbox"/> Construction
Unit Designation		Schedule No.	
GENERAL FEATURES - Variable Speed (Inverter) Two-Stage Compressor - Low Ambient Heating (down to -22° F) - Wi Fi Controls - 7 Indoor Fan Speeds - 4 Way Airflow Operation - Wireless Remote with LCD Display - Copper Tube/Aluminum Fins w/ Acrylic Resin Anti-Corrosion Coating on both ID and OD units - I-FEEL Function - 5 year Limited Parts Warranty		 	
System Ratings		Indoor Unit Data	
Cooling		Fan Motor Type Cross-flow Output Power 60 W FLA 0.24 A Airflow (Low/High) 353/736 CFM Air Throw (Max) 29.5 ft Sound Level Cooling (Low/High) 34/51 dB(A) Heating (Low/High) 34/51 dB(A)	
Rated Capacity 18,000 BTU/H Capacity Range 4,094 -21,837 BTU/H Power Input (Max) 2,500 W SEER 24.5 EER 13.5		Dehumidification 3.8 pt/hr	
Heating at 47° F		Outdoor Unit Data	
Rated Capacity 18,000 BTU/H Capacity Range 4,094 -24,566 BTU/H Power Input (Max) 2,500 W HSPF 12.0 COP 3.5		Compressor Type DC Inverter Driven 2-Stage Rotary RLA 15.5 A Fan Motor Output Power 90 W RLA 0.65 A Sound Level 59 dB(A)	
Heating at 17° F		Refrigerant Piping Data	
Rated Capacity 14,200 BTU/H		Gas Pipe Size (OD) 5/8-in Liquid Pipe Size (OD) 1/4-in Connection Method Flared Factory Charge R410A/70.6 oz Additional Charge 0.50 oz/ft Pre-Charge Length 25-ft MAX Refrigerant Pipe Length 131-ft MIN Refrigerant Pipe Length 10-ft MAX Refrigerant Pipe Elevation 66-ft	
Operating Range			
Cooling (Max) 129°F (54°C) (Min) 0°F (-18°C) Heating (Max) 75°F (24°C) (Min) -22°F (-30°C)			
Power Supply			
Normal Operational Voltage 208/230 V, 1 Phase, 60 Hz Voltage Range 187 - 253 V Main Power Wire Size 12-2 AWG Interconnecting Cable Wire Size 14-4 AWG MCA 22 A MOCP/Breaker Size 30 A			
			
			
			

Features & Function Summary

SYSTEM FEATURES	
Inverter Type	G10
Ultra Low Frequency Torque Control	Yes
Power Factor Correction	Yes
Compressor Type	High Eff. Two Stage Rotary
Refrigerant Type	R410A
Basepan With Electric Heater	YES
Compressor With Electric Heater	YES
Indoor & Outdoor Fin Coating	Acrylic Resin/Anti-Corrosion
Intelligent Defrosting	YES
Intelligent Preheating	YES
Low Voltage Startup	YES
Memory/Power Failure Recovery	YES
Self Diagnosis	YES
Wired Controller Interface	NO
WIFI Interface Capable	YES
Indoor Fan Type	Crossflow
Multi Fan Speeds	7 Speeds
Indoor Unit Display	YES
Advance Filter	Optional (see Filter Kits)
Auxiliary Electrical Heater	NO
Ventilation (Outdoor Air)	NO
REMOTE CONTROLLER FUNCTIONS	
Auto Mode	YES
Auto Fan	YES
Auto Swing (Horizontal Auto Swing)	YES
Auto Swing - 180°(Vertical Auto Swing)	YES
Clock on Remote Controller	YES
Dry Mode	YES
Dry Anti-Mildew (X-Fan) Mode	YES
Energy Saving Mode	NO
Dirty Filter Alert	NO
Fan Speed Control (7 speeds)	YES
I Feel Function	YES
Privacy Lock on Remote Controller	YES
Quiet Mode	YES
Room Temperature Display	NO
Sleep Mode	YES
4 Sleep Modes Options	YES
Timer Mode	YES
Turbo Mode	YES
Display On/Off Control	YES
Freeze Guard Mode	NO
Display On/Off Control	YES
Freeze Guard Mode	YES
Power Failure Mode	YES

EXTENDED RATINGS

COOLING PERFORMANCE (BtuH)*

Outdoor Ambient Temperature (DB)	Indoor Entering Air Temperatures					
	68°F DB		73°F DB		80°F DB	
	57°FFWB		61°FFWB		67°FFWB	
	TC	SHC	TC	SHC	TC	SHC
0°F	8866	6585	9288	7023	10609	8187
5°F	10366	8085	10788	8523	12109	9687
14°F	11804	9207	12500	9875	13834	11067
23°F	12749	9944	13851	10942	15671	12537
32°F	13249	10334	14339	11328	16276	13021
41°F	13902	10843	14927	11792	16608	13287
50°F	14873	11601	15848	12520	17182	13746
59°F	15755	12289	16905	13355	17643	14115
68°F	16239	12667	17382	13732	18241	14593
77°F	16904	13185	18104	14302	19025	15220
86°F	16449	12830	17708	13990	18645	14916
95°F	15825	12343	17269	13642	18196	14557
104°F	15503	12093	17139	13540	18083	14467
113°F	15121	11794	14707	11619	17988	14390
122°F	14958	11667	15259	12054	17133	13706
129°F	14103	10812	14404	11199	16278	12851

HEATING PERFORMANCE (BtuH)*

Outdoor Ambient Temperature (DB)	Indoor Entering Air Temperatures					
	68°F DB		73°F DB		80°F DB	
	57°FFWB		61°FFWB		67°FFWB	
	TC	SHC	TC	SHC	TC	SHC
-22°F	10048		9645		9339	
-13°F	13482		13079		12773	
-4°F	17398		16995		16689	
0°F	18239		17836		17530	
6°F	20634		20167		19693	
10°F	21509		21007		20700	
16°F	23470		23168		22861	
19°F	24225		23930		23562	
24°F	24337		24035		23928	
32°F	24600		24298		24092	
41°F	24908		24590		22183	
43°F	25072		24770		24463	
47°F	24315		24012		23806	
53°F	23502		23199		22993	
59°F	22792		22510		22333	
64°F	21673		21470		21164	
70°F	20433		20190		19964	
75°F	19229		18977		18770	
78°F	18674		18239		17937	

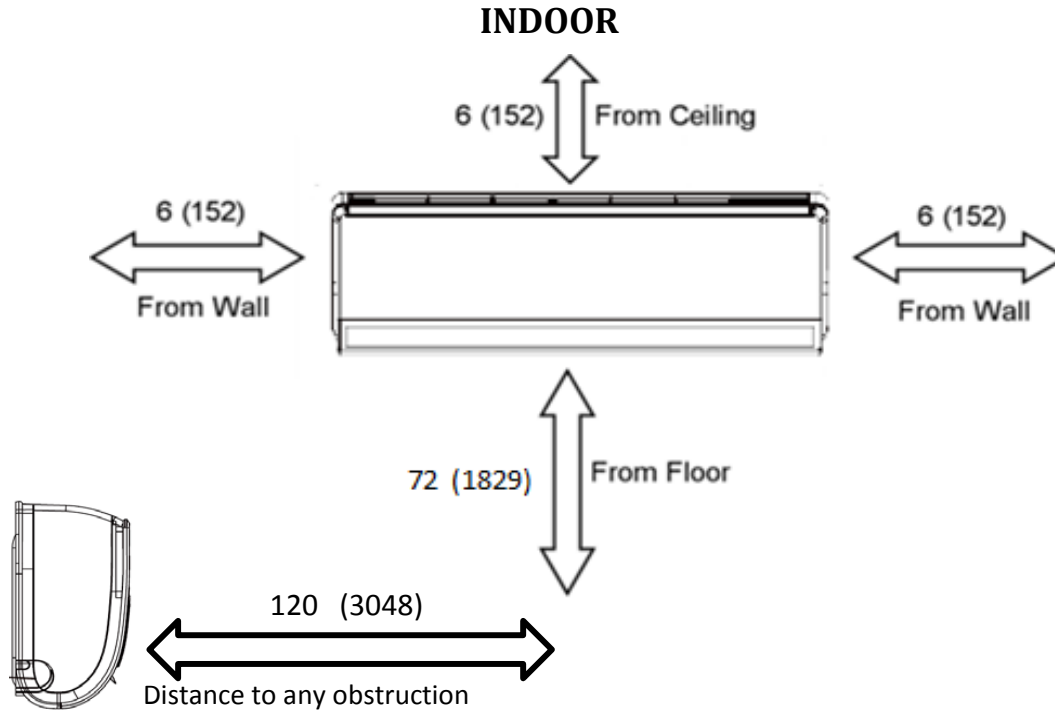
* Maximum system capacity

TC- Total Capacity (BtuH)
 SHC- Sensible Capacity (BtuH)

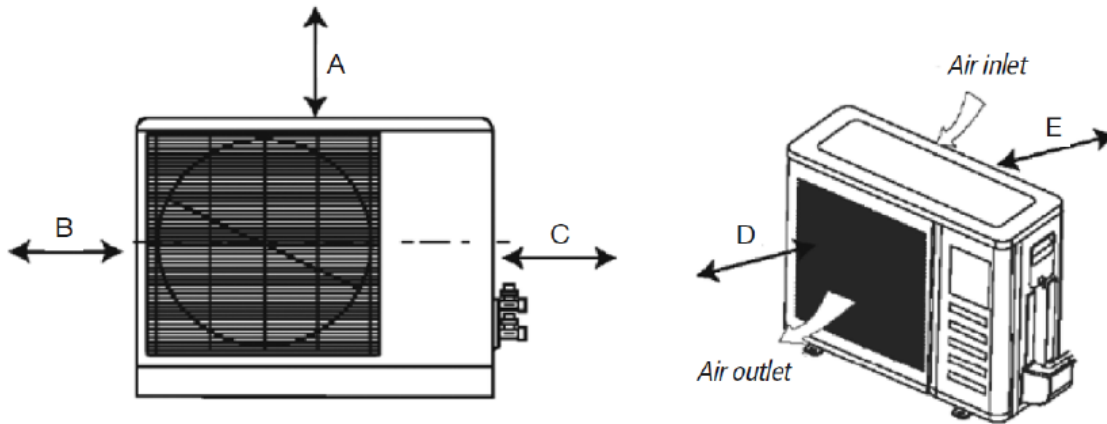
DIMENSIONAL SPECIFICATIONS

MINIMUM SPACING REQUIREMENTS

Units: inch (mm)



Minimum Outdoor Clearances



Outdoor Unit	Minimum Distances in (mm)
A	20 (500)
B	12 (305)
C	20 (500)
D	80 (2032)
E	12 (305)

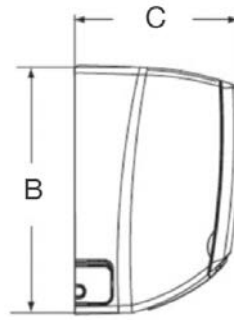
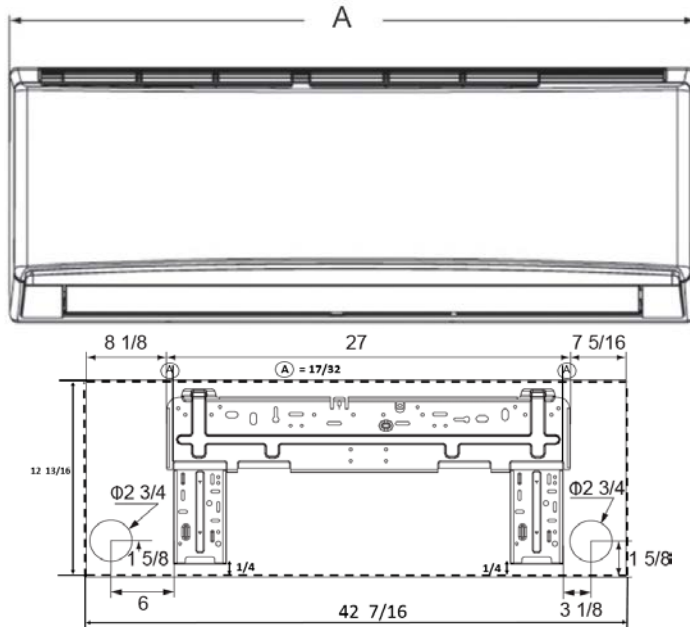


DIMENSIONAL SPECIFICATIONS

INDOOR UNIT DIMENSIONS

Units: inch

Model No:



Dimensions	
A	42.5
B	12.8
C	9.7

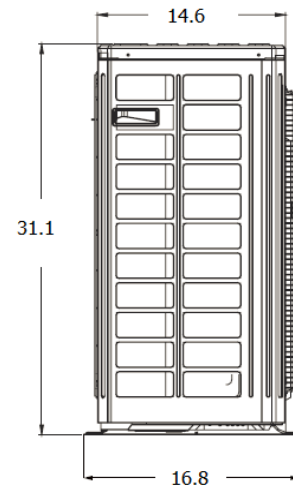
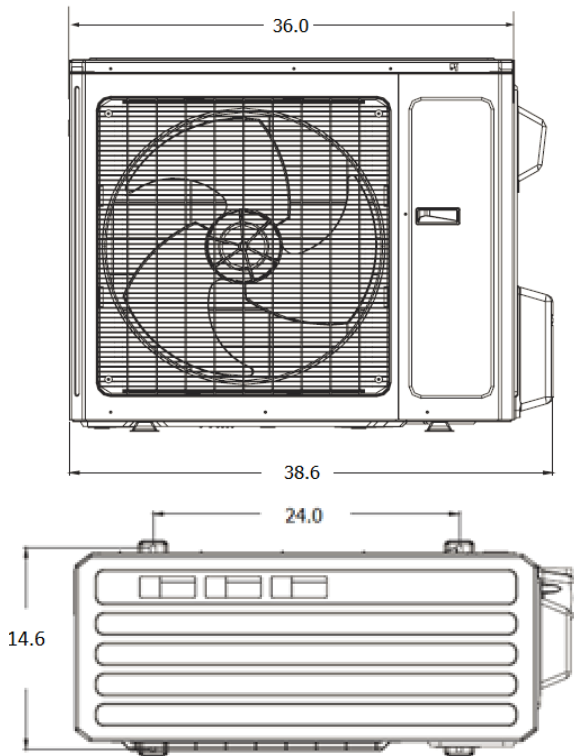
Weight (Net/Shipping) 36.4/44.1 LBS

Liquid Line Valve	1/4-in OD Flared
Gas Line Valve	5/8-in OD Flared
Drain Connector	5/8-in OD

OUTDOOR UNIT DIMENSIONS

Units: inch

Model No:



Liquid Line Valve	1/4-in OD Flared
Gas Line Valve	5/8-in OD Flared

Weight (Net/Shipping) 141.1/152.1 LBS

Notes

1. Recommended Interconnecting Cable Type 14 AWG 4 Stranded Copper Conductors THHN 600V Wire
2. Power wiring cable size must comply with applicable national and local codes.
3. Test conditions are based on AHRI 210/240.