

Submittal Data: 9,000 BTU/H (115V) Wall Mounted Heat Pump System

Job Name _____ Location _____ Date _____

Purchaser _____ Engineer _____

Submitted To _____ For Reference Approval Construction

Unit Designation _____ Schedule No. _____

GENERAL FEATURES

- High Efficiency DC Inverter Technology
- Compact and Quiet Design
- Wireless Remote with LCD Display
- Wi-Fi Ready (Sold Separately Kit PN: WSBEE03)
- XK41 Wired Prog. Controller (Sold Separately)
- Low Ambient Cool to 0 deg F
- Blue Fin Condenser Coil
- 5 year Limited Parts Warranty

HDULPLWHG
RPSUHRU

System Ratings **Indoor Unit Data**


Cooling		Fan Motor	Type	Cross-Flow
Rated Capacity	9,000 BTU/H		Output Power	20 W
Capacity Range	2,764-10,918 BTU/H		FLA	0.2 A
Power Input (Max)	895 W	Airflow		
SEER	16.0	Cooling Wet (Lo/Hi)		171/318 CFM
EER	9.55	Heating Dry (Lo/Hi)		171/318 CFM
Heating at 47° F		Sound Pressure Level		
Rated Capacity	9,600 BTU/H	Cooling (Min/Max)		28/42 db(A)
Capacity Range	2,081-12,283 BTU/H	Heating (Min/Max)		28/42 db(A)
Power Input (Max)	853 W	Dehumidification		1.7 pt/hr
HSPF	9.0			
COP	3.3			
Heating at 17° F				
Rated Capacity	5,400 BTU/H			

Outdoor Unit Data

Compressor	Type	DC Inverter Driven Rotary
	RLA	12.6 A
Refrigerant Type		R410A
Fan Motor	Output Power	30 W
	FLA	0.24 A

Refrigerant Piping Data

Gas Pipe Size (OD)	3/8-in	Sound Pressure	
Liquid Pipe Size (OD)	1/4-in	Cooling/Heating	53/53 db(A)
Connection Method	Flared		
Factory Charge	24.7 oz	Electrical Data	
Additional Charge	0.2 oz/ft	Power Supply	
Pre-Charge Length	25-ft	Normal Operational Voltage	115 V, 1 Phase, 60 Hz
MAX Refrigerant Pipe Length	49-ft	Voltage Range	103 - 127 V
MIN Refrigerant Pipe Length	10-ft	MCA	17.0 A
MAX Refrigerant Pipe Elevation	33-ft	MOCP/Breaker Size	25 A
		Main Power Wire Size	12-2 AWG



Features & Function Summary

SYSTEM FEATURES	
Inverter Type	G10
Ultra Low Frequency Torque Control	Yes
Power Factor Correction	Yes
Compressor Type	High Eff. Rotary
Refrigerant Type	R410A
Basepan With Electric Heater	YES
Compressor With Electric Heater	YES
Outdoor Fin Coating	Blue Fin
Intelligent Defrosting	YES
Intelligent Preheating	YES
Low Voltage Startup	YES
Memory/Power Failure Recovery	YES
Self Diagnosis	YES
Wired Controller Interface (XK-41)	YES
Wi-Fi Interface Capable	Optional (see PN: WSBEC02)
Indoor Fan Type	Crossflow
Multi Fan Speeds	4 Speeds
Indoor Unit Display	YES
Advance Filter	Optional (see Filter Kits)
Auxiliary Electrical Heater	NO
Ventilation (Outdoor Air)	NO

REMOTE CONTROLLER FUNCTIONS	
Auto Mode	YES
Auto Fan	YES
Auto Swing (Horizontal Auto Swing)	NO
Auto Swing (Vertical Auto Swing)	YES
Clock on Remote Controller	YES
Dry Mode	YES
Dry Anti-Mildew (X-Fan) Mode	NO
Energy Saving Mode	YES
Dirty Filter Alert	NO
I Feel Function	YES
Lock on Remote Controller	YES
Quiet Mode	NO
Room Temperature Display	YES
Sleep Mode	YES
4 Sleep Modes Options	NO
Timer Mode	YES
Turbo Mode	YES
Display On/Off Control	YES
Freeze Guard Mode	YES
Display On/Off Control	YES
Freeze Guard Mode	YES

EXTENDED RATINGS

COOLING PERFORMANCE (BtuH)*

Outdoor Ambient DB	Indoor Ambient Temperature							
	68F DB (20C)		73F DB (23C)		80F DB (27C)		82F DB (28C)	
	57F WB (14C)		61F WB (16C)		67F WB (19C)		68F WB (20C)	
	TC	SHC	TC	SHC	TC	SHC	TC	SHC
0°F	5,669	4,446	5,990	4,695	6,716	5,268	6,939	5,443
5°F	5,742	4,503	6,066	4,756	6,846	5,369	7,074	5,548
14°F	5,889	4,619	6,219	4,877	7,107	5,573	7,344	5,759
23°F	6,291	4,935	6,729	5,278	7,710	6,047	7,967	6,249
32°F	7,629	5,983	8,160	6,400	8,937	7,007	9,235	7,241
41°F	8,640	6,776	9,180	7,199	9,810	7,694	10,137	7,951
50°F	8,538	6,697	9,081	7,123	9,720	7,624	10,044	7,878
59°F	8,328	6,530	8,868	6,956	9,630	7,554	9,951	7,806
68°F	8,118	6,366	8,658	6,792	9,450	7,412	9,765	7,659
77°F	7,911	6,205	8,448	6,624	9,270	7,272	9,579	7,514
86°F	7,683	6,026	8,220	6,445	9,000	7,059	9,300	7,294
95°F	7,497	5,880	8,031	6,299	8,883	6,968	9,179	7,200
104°F	7,311	5,734	7,845	6,153	8,766	6,877	9,058	7,106
113°F	6,936	5,439	7,470	5,859	8,394	6,582	8,674	6,801
115°F	6,915	5,423	7,440	5,835	8,361	6,557	8,640	6,775

HEATING PERFORMANCE (BtuH)*

Outdoor Ambient DB	Indoor Ambient Temperature							
	68F DB (20C)		73F DB (23C)		80F DB (27C)		86F DB (30C)	
	57F WB (14C)		61F WB (16C)		67F WB (19C)		72F WB (22C)	
	TC	SHC	TC	SHC	TC	SHC	TC	SHC
-4°F	5,037	5,037	4,989	4,989	4,905	4,905	4,707	4,707
0°F	5,457	5,457	5,406	5,406	5,316	5,316	5,097	5,097
6°F	5,757	5,757	5,703	5,703	5,607	5,607	5,376	5,376
10°F	5,997	5,997	5,940	5,940	5,841	5,841	5,601	5,601
16°F	6,177	6,177	6,120	6,120	6,018	6,018	5,769	5,769
19°F	6,300	6,300	6,237	6,237	6,135	6,135	5,880	5,880
24°F	6,999	6,999	6,939	6,939	6,834	6,834	6,582	6,582
32°F	7,815	7,815	7,755	7,755	7,650	7,650	7,398	7,398
41°F	8,748	8,748	8,688	8,688	8,586	8,586	8,331	8,331
43°F	8,982	8,982	8,922	8,922	8,817	8,817	8,565	8,565
47°F	9,795	9,795	9,696	9,696	9,528	9,528	9,114	9,114
53°F	9,894	9,894	9,792	9,792	9,621	9,621	9,204	9,204
59°F	10,119	10,119	10,017	10,017	9,840	9,840	9,414	9,414
64°F	10,335	10,335	10,230	10,230	10,050	10,050	9,615	9,615
70°F	10,530	10,530	10,422	10,422	10,242	10,242	9,798	9,798
75°F	10,677	10,677	10,569	10,569	10,383	10,383	9,933	9,933

* Maximum system capacity

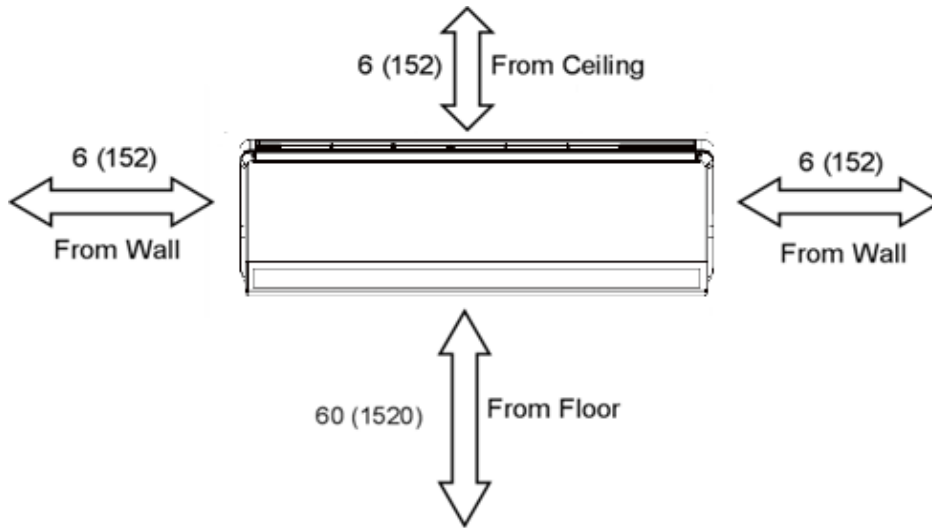
TC- Total Capacity (BtuH)
 SHC- Sensible Capacity (BtuH)

DIMENSIONAL SPECIFICATIONS

MINIMUM SPACING REQUIREMENTS

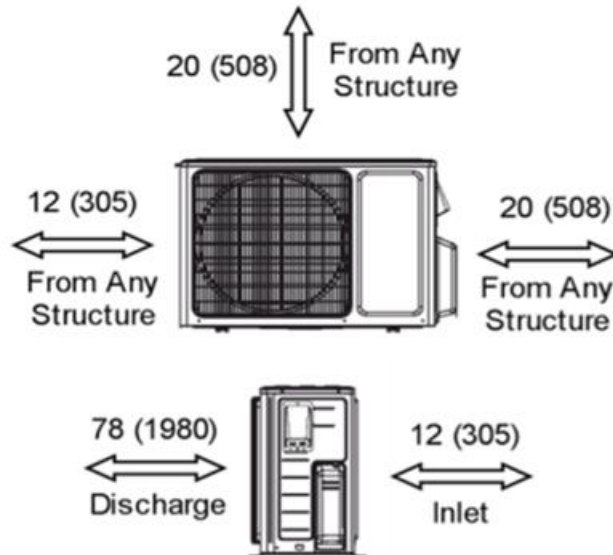
Units: inch (mm)

INDOOR



Units: inch (mm)

OUTDOOR

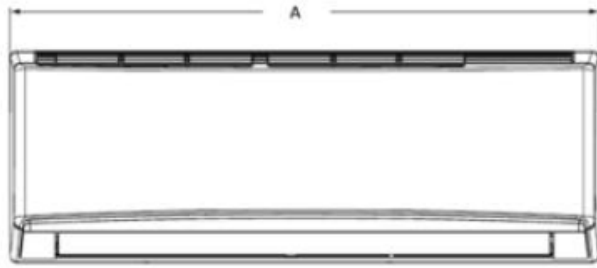


DIMENSIONAL SPECIFICATIONS

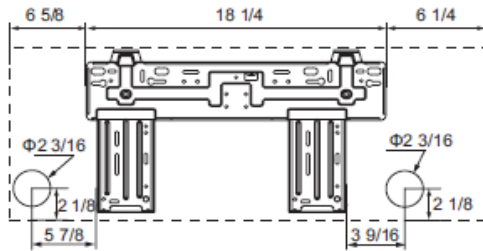
INDOOR UNIT DIMENSIONS

Units: inch

Model No: TW09HQ1C2AI



Dimensions	
A	31.1
B	10.8
C	7.9



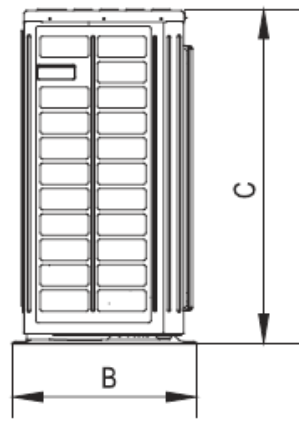
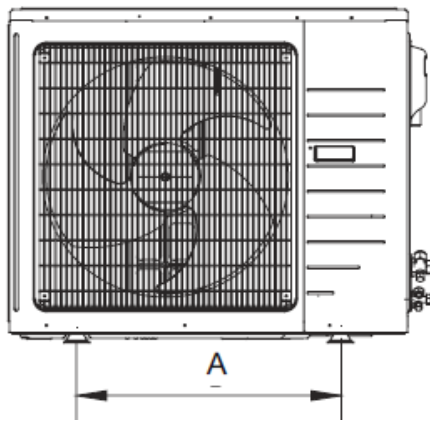
Weight (Net/Gross) 19.8/24.3 lbs

Liquid Line Valve	1/4-in OD Flared
Gas Line Valve	3/8-in OD Flared
Drain Connector	5/8-in OD

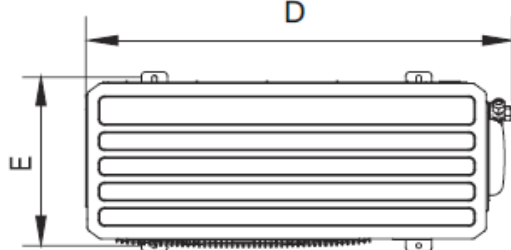
OUTDOOR UNIT DIMENSIONS

Units: inch

Model No: TW09HQ1C2AO



Dimensions	
A	21.3
B	12.6
C	21.3
D	33.4
E	11.3



Weight (Net/Gross) 62.8/68.4 lbs

Liquid Line Valve	1/4-in OD Flared
Gas Line Valve	3/8-in OD Flared

Notes:

1. Recommended Interconnecting Cable Type 14 AWG 4 Stranded Copper Conductors THHN 600V Wire
2. Power wiring cable size must comply with applicable national and local codes.
3. Test conditions are based on AHRI 210/240.